

# AND I LOVE HER

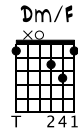
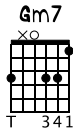
PAT METHENY

TABBED BY GERARD MONTALAT

STANDARD TUNING

♩ = 104

## A INTRO



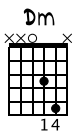
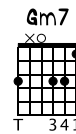
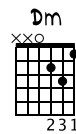
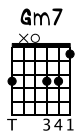
E-GT

1 2 3 4

f  
LET RING

T  
A  
B

## B COUPLET



5 6 7 8

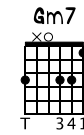
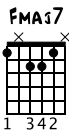
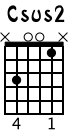
LET RING

9 10 11 12

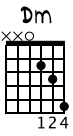
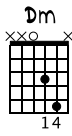
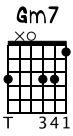
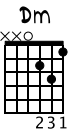
LET RING

TIME 032

TIME 037  
B' COUPLET 2



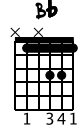
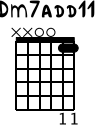
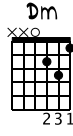
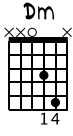
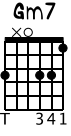
Musical notation for measures 13-16. Measure 13 starts with a treble clef and a 3/4 time signature. The melody consists of eighth and quarter notes. The bass line is shown below the staff. A 'LET RING' instruction is placed above the staff at measure 13. Fingering numbers are provided for both hands.



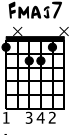
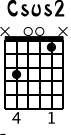
Musical notation for measures 17-19. Measure 17 continues the melody. Measure 18 includes a 'P' (piano) dynamic marking. Measure 19 also includes a 'P' dynamic marking. Fingering numbers are provided for both hands.

TIME 046

TIME 051



Musical notation for measures 20-22. Measure 20 starts with a treble clef and a 3/4 time signature. Measure 21 includes a 'LET RING' instruction. Measure 22 includes a '(-)' marking. Fingering numbers are provided for both hands.



Musical notation for measures 23-25. Measure 23 continues the melody. Measure 24 includes a 'LET RING' instruction. Measure 25 continues the melody. Fingering numbers are provided for both hands.

TIME 0:59  
**C** PONT

**Dm7** **Am7** **H P** **Dm9sus11** **Dm7**

26 27 28

LET RING

H P

5 5 5 (5) 5 (5) 8 | 5 (5) 5 5 7 5 | 12 (12) 8 (8) 5 (5) 8  
 6 6 6 | 5 (5) 5 5 7 5 | 8 (8) 6 (6) 6 (6)  
 5 5 5 | 5 (5) 5 5 7 5 | 10 (10) 5 (5)

**Am7** **Dm9sus11** **Dm7** **Am7** *sl.*

29 30 31

LET RING

*sl.* LET RING

5 (5) 5 5 5 | 12 (12) 8 (8) 5 8 | 5 (5) 5 8 10 8  
 5 (5) 5 5 5 | 8 (8) 6 (6) 6 (6) | 5 (5) 5 5 5  
 5 (5) 5 5 5 | 10 (10) 5 (5) | 5 (5) 5 5 5

TIME 1:17  
**D** COUPLET

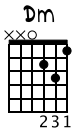
**Bb MA7** **Cm9** *sl.* **Gm7** **Dmsus2**

32 33 34

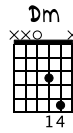
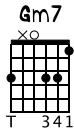
LET RING

*sl.*

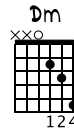
5 7 8 | 8 8 8 10 (10) | 1 3 5  
 6 7 8 | 7 7 7 10 (10) | 3 3 3  
 7 0 7 8 | 8 8 8 10 (10) | 0 0 2 3 5  
 6 6 6 | 8 3 3 2 | 3 3 3 0



sl.



P



35 36 37

LET RING

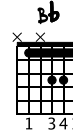
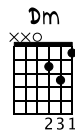
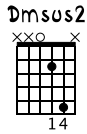
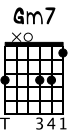
(5) 3 (3) 1  
(2) 2 (2) 2  
(0) 0 (0) 2

0 2 2 3 4

3 0 2 3 5

(3) 6 5 3 2 0 0 2 5 2 0

3 3 3



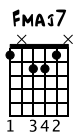
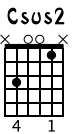
38 39 40

LET RING

1 3 0 2 3 5 2 0 3 (3) 2 3 1 1 3 3 (3) 2

(0) 0 (0) 0 0 2 3 0 1 3 3 1

3 3 3



41 42 43

LET RING

0 (0) 2 (2) 1 1 2 1 2 1 0 2 (2)

3 3 3 0 3 0 2 0 2 1 2 1 2 (2)

1 1 1 1

TIME 1:39  
E CHORUS 1

44 45 46

LET RING

0 1 3 1 P 0 3 0 (0) 0 3 1 (1) 3 0 1 1 1 1 1 6 5 3

3 0 0 0 0 3 0 3 3 3 3 3 3 3 3

3 3 3 3 3 3 3 3 3 3 3 3 3 3 3

3 3 3 3 3 3 3 3 3 3 3 3 3 3 3

TIME 1:48

LET RING

M P

(3) 3 8	5 6 5 (5)	0 1 1	10 (10)	8 5 1	3
0 (0) (0) (0) (0) (0)	0	3	10 (10)	10 5 0	2 0
0	3	(3)			

LET RING

sl.

1 3 (3) 1	5 6 5 3	3 (3) 3	0 1 0	2 (2) 2 1 2 2
1 1 1	3 0 3 0	3 3 3	3 0 3 0	1 1 1

TIME 2:01  
**E** CHORUS 2

LET RING

0 1 1 (1)	3 0 1 1	3 1 3	0 0 (0) 0	3 0
0 2 2 0 (0)	3 3 3 3	3 3 3	2 2 (2) 2	0
1 1 1 1	3 3	3 3	1 1 1	1

TIME 2:10

LET RING

sl.

1 1 (1) 1	3 5	0 1 5 (5)	3 5 (5) 5 (5) 6 (6) 6
1 1 3	0	0 1 0 0 5 (5)	3 3 (3) 3 (3) 6 (6) 6
3 3	0	0 0 0 0	3 3

59 60 61

Musical notation for measures 59, 60, and 61. Measure 59 contains two eighth notes, a quarter note, and a half note. Measure 60 contains a quarter note, an eighth note, a quarter note, and a half note. Measure 61 contains a quarter note, an eighth note, a quarter note, and a half note.

LET RING

(6)	8	5	8	10	3	0	(0)	1	3	3	5	3	(3)	3
0	0	0	0	0	3	0	(0)	2	3	3	3	3	(3)	3
					1			1	3	3		3		0

62 63 64

TIME 2:23

**F** CHORUS 3

Musical notation for measures 62, 63, and 64. Measure 62 contains a quarter note, an eighth note, a quarter note, and a half note. Measure 63 contains a quarter note, an eighth note, a quarter note, and a half note. Measure 64 contains a quarter note, an eighth note, a quarter note, and a half note.

LET RING

2	(2)	0	1	1	2	1	0	0	12	(12)	13	13	10	10
		1	1	2	1	0	0	1	10	(10)	0	0	0	0
1	1	1	1	1	1	1	1	1	0	9	(9)	0	0	0

65 66 67

TIME 2:28

Musical notation for measures 65, 66, and 67. Measure 65 contains a quarter note, an eighth note, a quarter note, and a half note. Measure 66 contains a quarter note, an eighth note, a quarter note, and a half note. Measure 67 contains a quarter note, an eighth note, a quarter note, and a half note.

LET RING

8	5	(5)	5	5	8	6	5	5	(5)	8	6	0	1	0	2	1
5	5	5	5	5	8	6	5	5	(5)	8	6	0	1	0	2	1
0	0	0	0	0	5	5	5	5	(5)	5	5	0	0	0	0	0

68 69 70

Musical notation for measures 68, 69, and 70. Measure 68 contains a quarter note, an eighth note, a quarter note, and a half note. Measure 69 contains a quarter note, an eighth note, a quarter note, and a half note. Measure 70 contains a quarter note, an eighth note, a quarter note, and a half note.

LET RING

0	1	(1)	3	5	(5)	8	5	(5)	5	8	6	6	10	(10)	6	7	(7)	5
1	3	(3)	5	6	(6)	5	5	(5)	5	8	6	6	10	(10)	6	7	(7)	5
0	2	(2)	4	5	(5)	5	5	(5)	5	5	5	5	0	5	0	0	0	0

TIME 2:41  
**F** COUPLET

71 72 73

LET RING

3 0 (0) 0 (0) 3 3 2 || 0 1 3 0 2 3 || 5 3 (3) 1 3 0 2 3 2

74 75 76

TIME 2:50

LET RING

0 0 2 3 (3) 5 || (5) 3 (3) 3 3 0 || 3 0 0 2 3 5

3 3 3 3 3

77 78 79

LET RING

3 (3) 1 3 (4) 1 3 0 (0) || 2 3 1 3 3 (3) 2 || 0 (0) 0 3 0

0 2 (2) 0 (0) 2 3 1 3 1 3 3 0 3 0

80 81 82

LET RING

0 1 0 2 1 0 3 1 3 3 2 3 1 3 3 3

(0) 2 (2) 2 1 2 2 1 0 3 3 2 3 3 3 3 3

83 84 85

LET RING

3 (3) 1 3 (3) 1 3 3 2 3 2 (3) 1 3 3 3 2

0 0 (0) 3 3 2 2 2 (2) 2 3 2 2 1 1 3 3 2

3 3 3 3 1 1 1 1 1 1 1 1 3 3 2

86 87 88

LET RING